

# HP™ Series

## User's Guide

HP3cc: #7023590

HP5cc: #7015289

HP10cc: #7012598

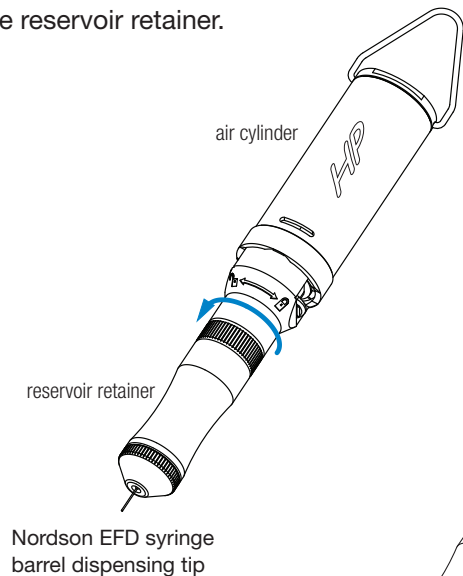


**Nordson**  
EFD

## Setup and Operation

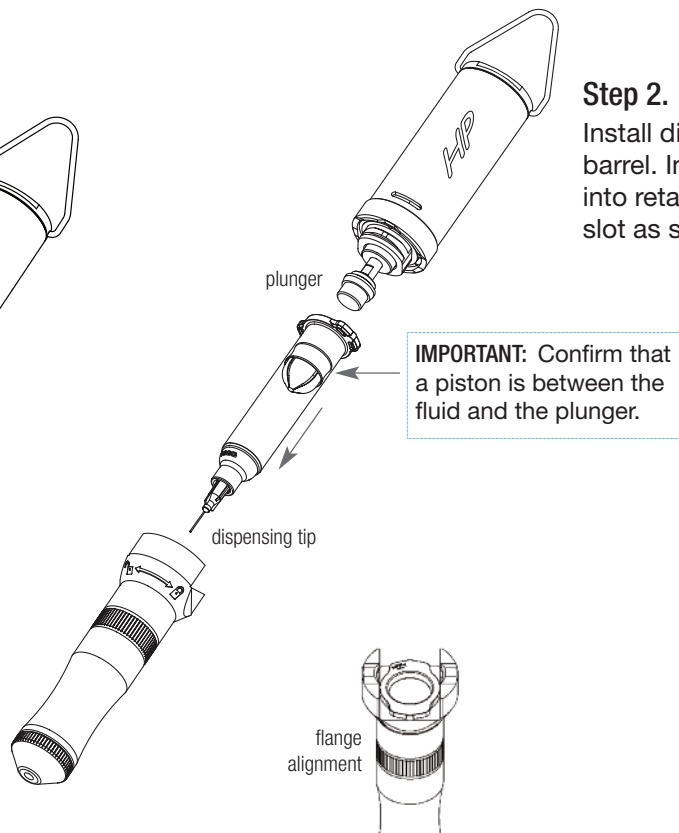
### Step 1.

Remove reservoir retainer.



### Step 2.

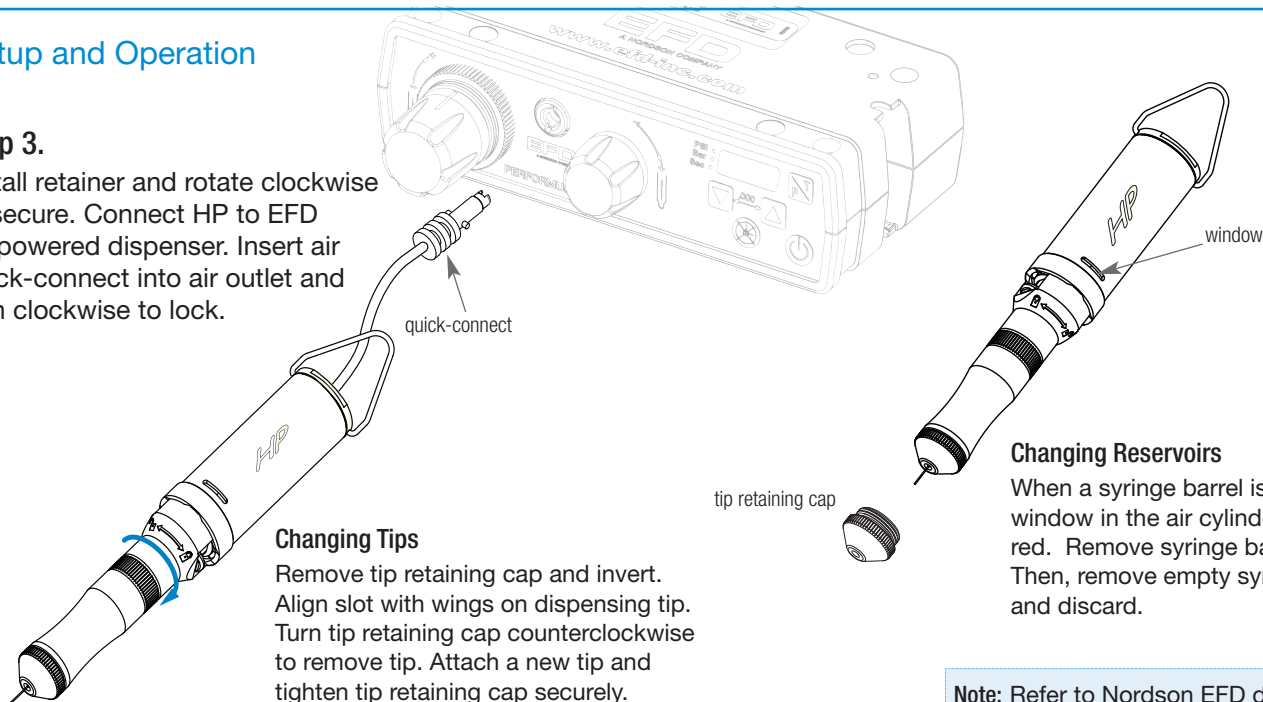
Install dispensing tip on syringe barrel. Insert filled syringe barrel into retainer and align flange with slot as shown.



## Setup and Operation

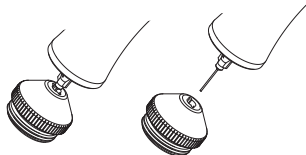
### Step 3.

Install retainer and rotate clockwise to secure. Connect HP to EFD air-powered dispenser. Insert air quick-connect into air outlet and turn clockwise to lock.



### Changing Tips

Remove tip retaining cap and invert. Align slot with wings on dispensing tip. Turn tip retaining cap counterclockwise to remove tip. Attach a new tip and tighten tip retaining cap securely.

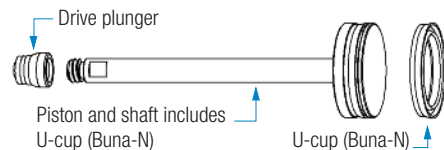


### Changing Reservoirs

When a syringe barrel is empty, the window in the air cylinder will turn red. Remove syringe barrel retainer. Then, remove empty syringe barrel and discard.

**Note:** Refer to Nordson EFD dispenser operating instructions to control deposit size with time and pressure.  
**Do not reuse syringe barrels!**  
Wipe plunger clean (if necessary) before installing a new reservoir.

## Troubleshooting & Parts List



If the HP should cease to operate, service of the piston U-cup and shaft bushing may be required.

Please follow procedure below:

1. Remove air cylinder cap.
2. Remove drive plunger.
3. Remove piston and shaft assembly. Replace piston U-cup and lubricate lightly with O-ring grease.
4. Press shaft bushing out from bottom of cylinder toward piston chamber. Replace with new bushing.
5. Install piston assembly and reinstall the air cylinder cap and drive plunger.

Size	Drive Plungers	Piston & Shift	Piston Seal
HP3cc	7015986	7018915	7015985
HP5cc	7015987	7015984	7015985
HP10cc	7015988	7018932	7018937



For Nordson EFD sales and service in over 40 countries, contact Nordson EFD or go to [www.nordsonefd.com](http://www.nordsonefd.com).

### Global

East Providence, RI USA  
800-556-3484; +1-401-431-7000  
[info@nordsonefd.com](mailto:info@nordsonefd.com)

### Europe

Dunstable, Bedfordshire, UK  
0800 585733; +44 (0) 1582 666334  
[europe@nordsonefd.com](mailto:europe@nordsonefd.com)

### Asia

China: +86 (21) 3866 9006; [china@nordsonefd.com](mailto:china@nordsonefd.com)  
India: +91 80 4021 3600; [india@nordsonefd.com](mailto:india@nordsonefd.com)  
Japan: +81 03 5762 2760; [japan@nordsonefd.com](mailto:japan@nordsonefd.com)  
Korea: +82-31-736-8321; [korea@nordsonefd.com](mailto:korea@nordsonefd.com)  
SEAsia: +65 6796 9522; [sin-mal@nordsonefd.com](mailto:sin-mal@nordsonefd.com)

The Wave Design is a trademark of Nordson Corporation.  
©2010 Nordson Corporation 7026512 (MMR # 5335) v042210